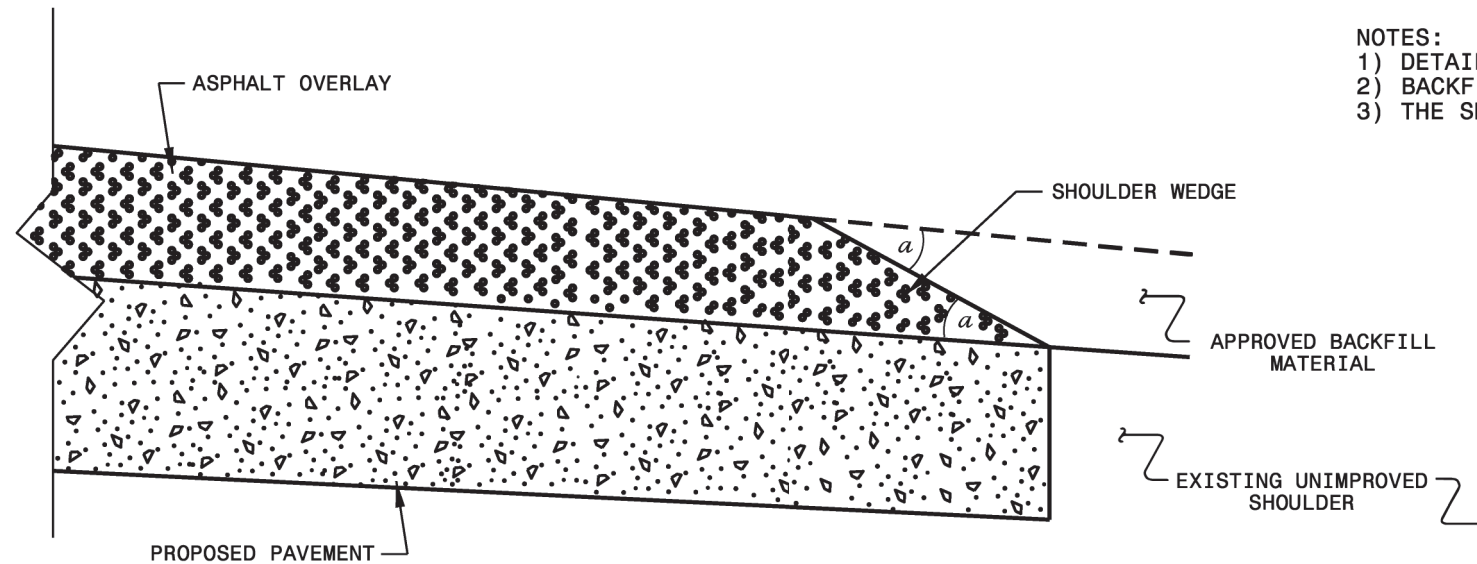
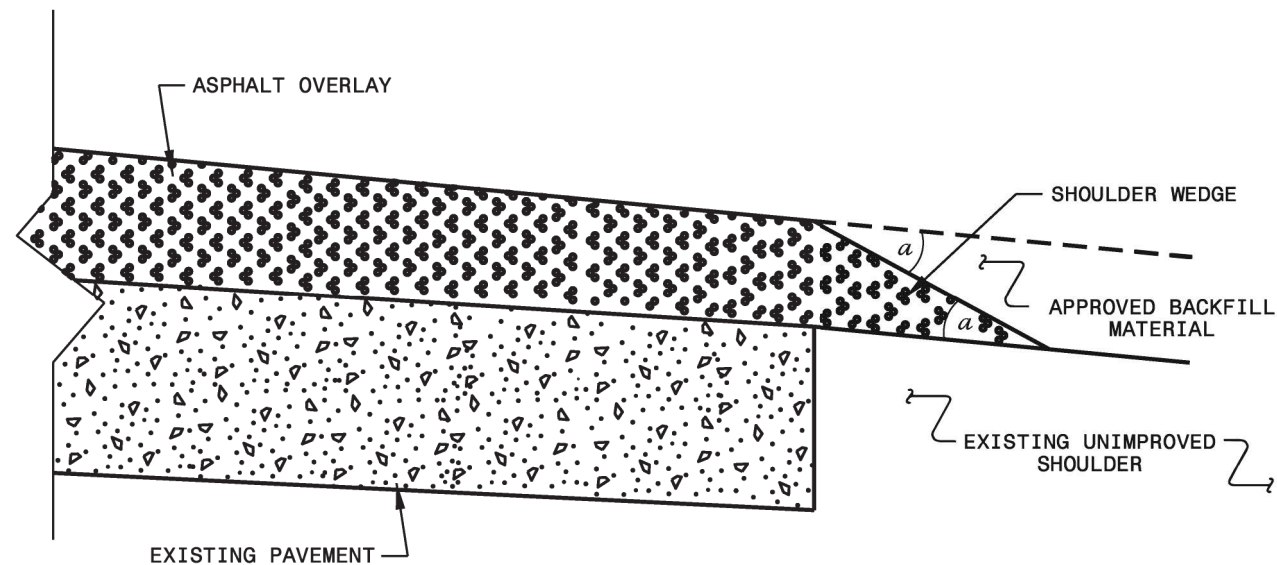


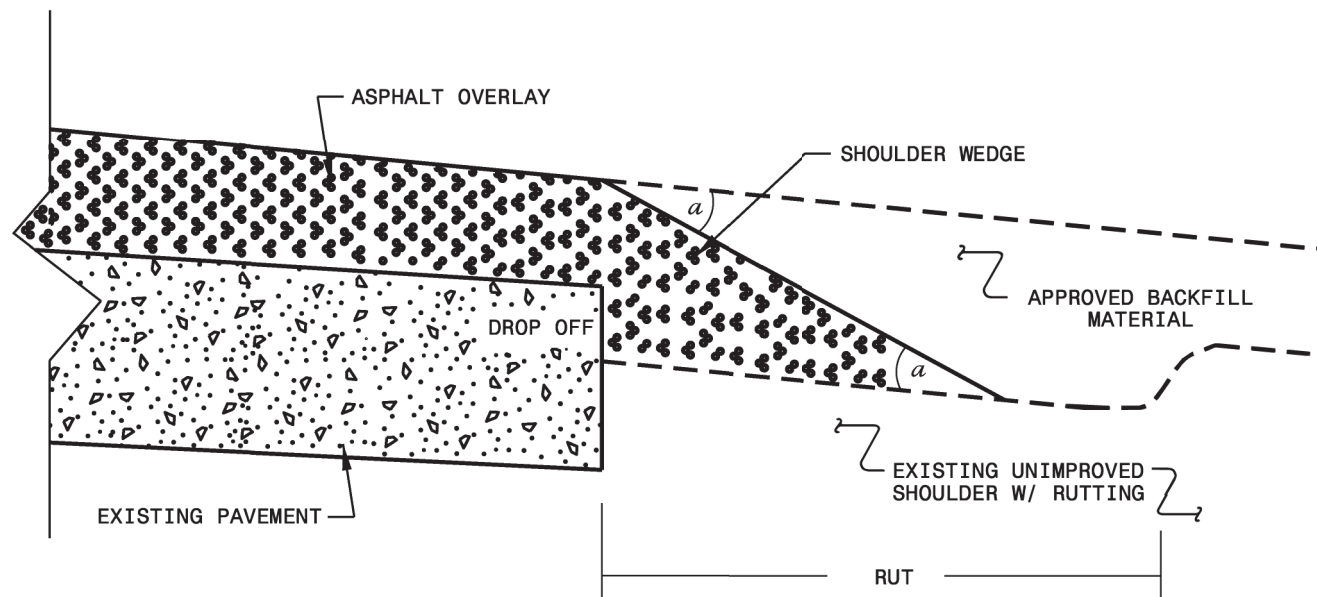
- NOTES:
- 1) DETAIL DOES NOT APPLY TO OGAFB AND ULTRA-THIN BONDED WEARING COURSE.
  - 2) BACKFILL SHOULDER WITH APPROVED MATERIAL.
  - 3) THE SHOULDER WEDGE DEVICE MAY BE DISENGAGED AT PAVED DRIVEWAYS AND SIDE STREETS.



**SHOULDER WEDGE DETAIL**  
(Resurfacing Projects w/ Widening or  
with Existing Paved Shoulder having no dropoffs)



**SHOULDER WEDGE DETAIL**  
(Resurfacing Projects w/ NO Widening)



**SHOULDER WEDGE DETAIL**  
(Resurfacing Adjacent to  
Rutted Shoulder)

- SHOULDER WEDGE ANGLE = 30°

<b>CONTRACT STANDARDS AND DEVELOPMENT UNIT</b>			
Office 919-707-6950		FAX 919-250-4119	
<b>SHOULDER WEDGE DETAILS</b>			
ORIGINAL BY:	T. SPELL	DATE:	7-19-11
MODIFIED BY:		DATE:	10/16/12
CHECKED BY:		DATE:	
FILE SPEC.	s:\usr\det_alls\stand\shoulderwed_detail.dgn		

SYSTEMS  
DESIGN  
CONSULTANTS  
INCORPORATED  
P.O. BOX 2100  
DURHAM, NC 27702  
TEL: 919-286-1000  
FAX: 919-286-1001  
WWW.SDCS.COM

CONTRACT: DN01131